

GROCERY STORE MYSTERY SHOP

INSTRUCTIONS • QUESTIONNAIRE

Visit Produce, Meat, Deli/Bakery, Dairy, Front End, and the restroom to make anonymous observations of stock levels, cleanliness, and customer service to ensure standards are being met.

Before You Begin

- Review your shop confirmation
- Know the observations to make
- Understand the purchase requirements
- Know your assigned checkout method

Don't Forget!

- Arrive after 11am and leave before 8pm
- Visit all required departments
- Make the required purchase
- Get associate names from badges



General Requirements

- Read all instructions and the entire questionnaire before you complete the shop.
- Shop the store at the address listed in your shop confirmation.
- Arrive between 11am-7pm on the date assigned. Do not start before 11am or finish after 8pm.
 - Complete all counter assessments by 7:30pm.
- Get associate names; look for and read their name badges to capture their names.
- Spend a minimum of 30 minutes in the store, and complete the shop alone.
- Buy 3 or more different/unique items totaling \$9 or more, and get a receipt.
- Submit your report and a clear copy of your receipt to CX Group within 12 hours of the shop.
- Retain all documentation for six months following your shop.
- You or your immediate family members cannot currently nor have ever worked for Kroger.



Interior / Exterior Store Observations

- Parking lot must be free from excess dirt/marks/spills (oil stains are okay) or anything an associate could easily clean up with no more than 3 areas of trash. Also confirm there are no more than 10 carts out of cart corrals in the parking lot.
- Sidewalk must be free from excess dirt/marks/stains and have no more than 3 areas of trash.
- Entrance foyer must be free from excess dirt/marks/stains and have no more than 3 areas of trash. Shopping carts in the foyer must be free from excess dirt/marks/spills with no more than 2 carts with debris.
- Interior floor should be free from spills, debris, excess boxes/carts left unattended, empty pallets or unattended carts, or product displays that impede movement through the aisles.

- Restroom should be visited before the individual departments. All stores have public restrooms.
 - Look for long-term cleanliness issues (e.g., soiled toilets, overflowing trash cans, excessive debris, missing supplies, or buildup of dirt).
 - Do not assess any issues present due to recent use within the last hour (e.g., unflushed toilets, water on the mirror or sink counter, or paper towel remnants on the floor).
 - Toilet paper, hand soap, and paper towels or a working hand dryer should be available.



Produce Department Observations

Produce Associate Interaction

- Walk within 6 feet of any Produce associate, making sure you are fully within their field of vision.
 - ✓ Appearance: Name badge is worn with clean clothing that is not ripped, torn, faded, or excessively wrinkled. Remember the name from the name badge.
 - ✓ Welcome: Associate should provide a pleasant greeting (e.g., "Hi," "Hello," "Welcome," or a non-verbal greeting such as a wave, smile, or nod).
 - ✓ Helpful: Associate should demonstrate a willingness to assist (e.g., guide you to an item, ask what you are preparing for dinner, help you select the best item for an event, let you know they are available in case you need assistance, etc.).
- If no associate is present or the only associate is assisting customers, wait 5 minutes for an associate to become available before moving on to other departments.

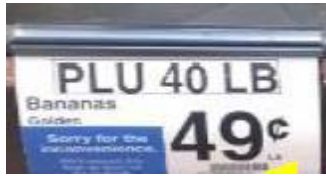
Produce Department Cleanliness

- Look for any of the following cleanliness issues on the floor or in the berry cases:
 - ✓ Produce debris such as onion peels, fallen or loose produce, etc.
 - ✓ Trash/non-produce debris such as papers, wrappers, etc.
 - ✓ Excessive water or sticky substances (unidentifiable non-water spill)

Produce Department Stock

- Check the overall stock levels of the following sections:
 1. Bagged Salads (all bagged salad kits, lettuce, coleslaw, etc. but not the salad bar or deli case salads)
 2. Tomatoes (all loose varieties)
 3. Berries (all berries in the berry case or berries on tables/displays if no berry case)
 4. Bananas (all bananas)
- Consider a section to be:
 - Full if the overall product stock level is 85% or more
 - Half full if the product stock level is 50-84%
 - Less than half full if the product stock level is less than 50%
- If any section is less than 85% full, look for blue out-of-stock signage on the pricing tag/sign or on/in the product case. Look in both locations for any of the out-of-stock signage shown below.

Out-of-stock signage examples



Due to inclement weather in their growing regions, strawberries are currently in short supply. Because of this, you may notice limited availability as our partners work to get fresh, quality strawberries to our stores.

Thank you for your understanding, and we apologize for the inconvenience.

For empty racks in the Bagged Salads section:

- If there is an individual empty section, the rack should have an out-of-stock tag. In the photo at right, the center empty rack is alone and required to have a tag.
- If the item has more than one rack, only the far left item must have an out-of-stock tag to count as properly labeled. The photo at right shows a correct way to sign more than one out-of-stock item in the row.



Produce Department Freshness

- Evaluate the freshness of the following products:
 1. Bagged Salad Kits
 2. Non-Organic Tomatoes
 3. Non-Organic Berries
 4. Non-Organic Bananas

Bagged Salad Kits. Select 3 random packages to evaluate for general freshness. Do not open them. Base your evaluation on what you can see through the exterior packaging.

- Fresh bagged salad is within the sell-by date, cold to the touch, brightly colored (no rust), and free of wilting.
- Bagged salad is not fresh if it has any of the following attributes:
 - ✓ Discolored: rust colored, brown, etc.
 - ✓ Out of date/past sell-by date
 - ✓ Wilted
 - ✓ Warm to the touch

PACKAGED Salads/Vegetables



In date, cold, bright colored (no rust)



Out of date, discolored (rust colored/brown, wilted, warm)

Non-Organic Tomatoes. Select 3 random tomatoes to evaluate from all types of loose tomatoes.

- Fresh tomatoes are brightly colored, firm to the touch, and free of blemishes and dark spots.
- Tomatoes are not fresh if they have any of the following attributes:
 - ✓ Pale
 - ✓ Too soft
 - ✓ Blemished
 - ✓ Dark spots

Tomatoes



Brightly colored, firm, fresh scent



Pale, soft, blemished, dark spots

Non-Organic Berries. Look for a berry case. Select 3 random packages of berries (chosen from among strawberries, blueberries, blackberries, and raspberries) to assess general freshness.

- Fresh strawberries are bright red (with minimal pale tips or shoulders), free of blemishes, bruising, dark (black or brown) spots, shriveling, and mold. Slight white shoulders also count as fresh. Dark red strawberries are considered fresh if they are firm, have a sheen, and have no signs of bruising or decay.
- Blueberries, raspberries, and blackberries should be free from blemishes and not visibly shriveled.



Berries



Ripe, bright red, fresh scent



Pale or dark red, blemished, shriveled



Non-Organic Bananas. Evaluate the entire display for general freshness.

- Fresh bananas may be fully ripe (completely yellow) or partially ripe (50% green and yellow or yellow with green tips).
- Bananas are not fresh if more than 50% of the bananas on display have any of the following attributes:
 - ✓ Bruising
 - ✓ Blemishes
 - ✓ Excessive green or gray color



Bananas



Little green or fully yellow, unblemished, unbruised



Green or gray, blemished, bruised




Meat Department Observations

Meat Associate Interaction

- A full-service meat counter will have a display case with items for sale that a customer is unable to select on their own. A case that only contains items a customer could take without assistance is not a full-service counter.
 - If there is a full-service meat counter, evaluate the associate behind the counter.
 - If there is no full-service meat counter, evaluate any associate working in the Meat area.
- Walk within 6 feet of a Meat associate, making sure you are fully within their field of vision.
 - ✓ Appearance: Name badge is worn with clean clothing that is not ripped, torn, faded, or excessively wrinkled. Remember the name from the name badge.
 - ✓ Welcome: Associate should provide a pleasant greeting (e.g., "Hi," "Hello," "Welcome," or a non-verbal greeting such as a wave, smile, or nod).
 - ✓ Helpful: Associate should demonstrate a willingness to assist (e.g., guide you to an item, ask what you are preparing for dinner, help you select the best item for an event, let you know they are available in case you need assistance, etc.).
- If no associate is present or the only associate is assisting customers, wait 5 minutes for an associate to become available before moving on to other departments.

Meat Department Cleanliness

- Look for debris, buildup/grime, leakage/spills, or peeling paint or rust on the self-serve shelves and any unpleasant odor in the department.
- Check the cleanliness of the meat service case at the full-service counter. Look for smudges on the glass, visible grime/buildup, dirty or old signage, and any unpleasant odor.



Self-service shelves in the Meat department



Meat service case at the full-service counter

Meat Department Stock

- Check the overall stock level of the following sections:
 1. Meat service case at the full-service counter (all unpackaged meat in the case; evaluate the case as a whole, not any specific items)
 2. Chicken breast on the self-service shelves (prepackaged)
 3. Ground beef on the self-service shelves (prepackaged)
 4. Beef steaks and roasts on the self-service shelves (prepackaged)

- Consider a section to be:
 - Full if the overall product stock level is 85% or more
 - Half full if the product stock level is 50-84%
 - Less than half full if the product stock level is less than 50%
- If any section is less than 85% full, look for blue out-of-stock signage on the price tag/sign or on/in the product case.

Meat Department Freshness

- Evaluate the freshness of the following products:
 1. Meat service case at the full-service counter (all unpackaged meat in the case)
 2. Chicken breast on the self-service shelves (prepackaged, brands will vary by store)
 3. Ground beef on the self-service shelves (prepackaged)
 4. Beef steaks and roasts on the self-service shelves (prepackaged)

Meat service case. Check the unpackaged meat in the full-service counter for general freshness.

- Products are not fresh if any of the following attributes are present:
 - ✓ Dry meat
 - ✓ Discolored meat
 - ✓ Excessive purging of liquids or spills visible on shelves

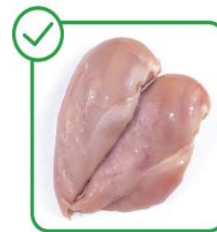


Chicken Breast. Evaluate 3 random packages of chicken breast from the self-service cases/shelves.

- Chicken breast is not fresh if any of the following attributes are present:
 - ✓ Packages out of date/expired
 - ✓ Packages leaking
 - ✓ Packages warm to the touch
 - ✓ Packages frozen or partially frozen



Chicken



Fresh, not expired, no leaks.



Gray in color, skin looks dry, packaging not intact.

Ground Beef. Evaluate 3 random packages from the self-service cases/shelves.

- Ground beef is not fresh if any of the following attributes are present:
 - ✓ Packages out of date/expired
 - ✓ Packages leaking
 - ✓ Meat is gray or brown in color

Ground Beef



Product is fresh, with a bright red/pink color and intact packaging.



Product may be slightly faded and shows no signs of graying.



Gray or pale in color, package has excess liquid.

Beef steaks and roasts. Evaluate 3 random packages from the self-service cases/shelves.

- Beef steaks and roasts are not fresh if any of the following attributes are present:
 - ✓ Packages out of date/expired
 - ✓ Packages leaking
 - ✓ Meat is gray or brown in color

Beef Roasts



Beef Steaks



 **Dairy Department Observations**

Dairy Department Cleanliness

- Look for any of the following cleanliness issues in the refrigerated milk case:
 - ✓ Crusted milk/buildup present
 - ✓ Debris on shelving or floor of case
 - ✓ Dirty or smudged glass doors
 - ✓ Sour milk smell
- Look for any of the following cleanliness issues in the egg and yogurt cases:
 - ✓ Buildup/grime present
 - ✓ Debris on shelving or floor of case



Milk case



Egg case



Yogurt case

Dairy Department Stock

- Check the overall stock levels of the following sections:
 1. Eggs
 2. Yogurt

- Consider a section to be:
 - Full if the overall product stock level is 85% or more
 - Half full if the product stock level is 50-84%
 - Less than half full if the product stock level is less than 50%
- If any section is less than 85% full, look for blue out-of-stock signage on the price tag/sign or on/in the product case.

Dairy Department Freshness

- Select 3 random containers of store brand milk, checking a mix of sizes (gallon and half-gallon) and types (whole, 2%, 1%, skim).
 - Store brand = Kroger brand or the brand of the store you are assigned to shop.
 - Do not evaluate any milk that is intentionally marked down in price for a quicker sale.



- Using the largest-sized stamped expiration date on the milk, count if the expiration date is 9 days or more from the current date. For example, if your shop date is Dec. 5, all milk dated Dec. 14 and later is fresh.
 - In Alaska, the requirement is 3 days or more from current date.
 - In Louisiana, Montana, and Virginia, the requirement is 6 days or more from current date.



Stamped expiration date

Deli/Bakery Department Observations

Bakery/Deli Associate Interaction

- A full-service deli counter will have a display case with items for sale that a customer is unable to select on their own. A case that only contains items a customer could take without assistance is not a full-service counter.
 - If there is a full-service deli counter, evaluate the associate behind the counter.
 - If there is no full-service deli counter, evaluate any associate working in the Bakery/Deli area.
- Walk within 6 feet of a Bakery/Deli associate, making sure you are fully within their field of vision.
 - ✓ Appearance: Name badge is worn with clean clothing that is not ripped, torn, faded, or excessively wrinkled. Remember the name from the name badge.
 - ✓ Welcome: Associate should provide a pleasant greeting (e.g., "Hi," "Hello," "Welcome," or a non-verbal greeting such as a wave, smile, or nod).



Full-service deli counter

- ✓ **Helpful:** Associate should demonstrate a willingness to assist (e.g., guide you to an item, ask what you are preparing for dinner, help you select the best item for an event, let you know they are available in case you need assistance, etc.).
- If no associate is present or the only associate is assisting customers, wait 5 minutes for an associate to become available before moving on to other departments.

Deli/Bakery Department Cleanliness

- Look for any of the following cleanliness issues with the floor or in display cases:
 - ✓ Debris on floor
 - ✓ Crumbs/trash near fresh displays (artisan bread, donut case)
 - ✓ Buildup/grime/debris in chicken warmer

Deli/Bakery Department Stock & Freshness

- Evaluate the following products for both overall stock levels and freshness:
 1. Rotisserie and Fried Chicken (in the chicken warmer)
 2. Artisan Bread Display (or cake shelf/case if the store doesn't have artisan bread)
 3. Breakfast Sweets (tables of danishes, cinnamon rolls, croissants, etc.)

Rotisserie and Fried Chicken. Evaluate the stock level and freshness of the rotisserie chicken and fried chicken (4pc. or 8pc.) in the warmer (disregard any other products in the warmer).

- Rotisserie and fried chicken are not fresh if any of the following attributes are noticed:
 - ✓ Open or greasy packaging
 - ✓ Improper packaging (proper packaging examples at right)
 - ✓ Burnt or soggy
 - ✓ Past sell-by time (prepared no more than 4 hours earlier per the label)
- Full is at least two rotisserie chickens and two packages of fried chicken (4pc. or 8pc.) available before 7pm.



Sell-by time label



Artisan Bread Display (or Cake Case). Evaluate the stock level of all products on display.

- If the store doesn't have an artisan bread display, evaluate the cake case/shelves instead.
- Full is 85% or more
- Half full is 50-84%
- Less than half full is under 50%



Artisan bread display



Cake case/shelves

Breakfast Sweets. Evaluate the freshness and stock level of all products on display.

- Breakfast sweets are not fresh if any of the following attributes are noticed:
 - ✓ Packages out of date/expired
 - ✓ Condensation inside packages
 - ✓ Burnt or underbaked
 - ✓ Broken/smashed
 - ✓ Marked-down products on table
 - ✓ Partially frozen
- Full is 85% or more in stock.
- Half full is 50-84% in stock
- Less than half full is under 50%



Front End Observations

Checkout/Purchase/Receipt

- Always go to the front of the store to check out. Do not use department-specific registers.
- Use the checkout type listed in your shop confirmation (full-service checkout or self-checkout).
 - If assigned full-service checkout, select a lane with a cashier and a bagger, if possible.
- Required purchase: Buy 3 or more different items (each with a different/unique barcode), totaling a minimum of \$9 or more after all discounts and coupons. Do not purchase gift cards.
- Get a legible receipt before leaving the store. Ask for a receipt if you are not offered one.
 - If the receipt doesn't print correctly or if any portion is cut off, request a duplicate copy from Customer Service while still in the store.
 - Upload an image that clearly shows the entire receipt with your report; the date, time, store address, items purchased, and amount spent must be readable. If you cannot fit the receipt into one photo, upload photos of the top half and bottom half.

Checkout Staff Interactions (Cashier, Bagger, or Self-Checkout Associate)

- Appearance: Name badge is worn with clean clothing that is not ripped, torn, faded, or excessively wrinkled. Remember the names from the name badges.
- Welcome: Associates should provide a pleasant greeting (e.g., "Hi," "Hello," "Welcome," or a non-verbal greeting such as a wave, smile, or nod).
 - A self-checkout associate may greet you or another customer at any point.
- Helpful: Associates should be engaged and free from distractions, not conversing with coworkers about anything other than customers, avoiding interactions with customers, using a personal device or earbuds to listen to music, or reading magazines, books, etc.
- Thankful: A bagger may thank you or offer a parting comment at the end of the transaction or earlier if they are pulled away to another task.



QUESTIONNAIRE

Shop date:

Start time:

End time:

General Store

1. Was the parking lot clean and free from debris?

Answer Yes unless you saw more than 10 loose carts in the outside corrals or the parking lot was not clean (excessive dirt, marks, spills, and/or trash visible in multiple areas). Do not assess stains or other issues associates wouldn't be able to easily clean up throughout the day. Only answer No if the issues could have been easily cleaned by associates.

Yes

No

2. Was the sidewalk clean and free from debris?

Answer Yes unless you saw multiple areas of the sidewalk with debris present.

Yes

No

3. Was the foyer clean and free from debris?

Answer Yes unless the entrance foyer was not clean (excessive dirt, marks, spills, and/or trash visible in multiple areas of the foyer) or shopping carts in the foyer were not clean (trash visible in multiple carts).

Yes

No

4. Was the interior perimeter floor clean and free of debris?

Answer Yes unless the interior perimeter floor was not clean (excessive dirt, marks, spills, and/or trash visible in multiple areas), or there were product displays or excessive boxes, carts, or pallets (unattended) that impeded movement in the aisles. Do not assess stains or other issues associates wouldn't be able to easily clean up throughout the day. Only answer No if the issues could have been easily cleaned by associates.

Yes

No

5. Was the restroom clean and well stocked?

Answer Yes if the restroom was clean, free from unpleasant odor, and stocked with some amount of toilet paper, hand soap, and paper towels or a working hand dryer. If any of those supplies are empty, answer No.

Yes

N/A – restroom was being cleaned by staff

No

N/A – restroom was out of order

N/A – restroom was locked

6. Select any specific issues noted in your assessment of store cleanliness:

Select all that apply.

More than 10 loose carts were present in the parking lot

Parking lot was not clean (excessive trash, dirt, marks, or spills were visible)

Trash (plastic cups and bottles, newspapers etc.) was scattered throughout multiple areas of the sidewalk

Entrance foyer was not clean (excessive trash, dirt, marks, or spills were visible)

Carts in the foyer were not clean (excessive trash, dirt, marks, or spills were visible)

Trash (plastic cups and bottles, newspapers etc.) was strewn throughout multiple areas of the interior perimeter floor

Excessive amount of unattended boxes, carts, or pallets throughout the interior perimeter floor

Product displays impeded movement through the aisles

- Unattended pickup carts impeded movement through the aisles
- Restroom was not clean
- Restroom had an unpleasant odor
- Restroom hand soap was empty

- Restroom toilet paper was empty
- Restroom paper towels were empty and hand dryer was not working
- N/A – no areas needed attention

Produce

7. Name of Produce associate:

Enter the name from the name badge. Enter 'Unknown' if you were unable to obtain the name. If the name was overheard or you only have a portion of it due to a covered or unreadable name badge, enter the information you have and note that the name was overheard or incomplete. Enter N/A if no associate was present/available after 5 minutes or you shopped a Ruler Foods location.

8. If unable to obtain the Produce associate's name from a name badge, select the reason:

- Badge was not worn
- Badge was obscured by counter
- Badge was obscured by article of clothing
- Badge was worn, but name not readable for another reason
- N/A – name was obtained from a badge
- N/A – associate was not present/available within 5 minutes
- N/A – Ruler Foods exempt

9. Was the Produce associate's attire clean and in good repair?

Answer No if the associate's attire was dirty and/or not in good repair (ripped, torn, faded, excessively wrinkled) or if they were not wearing a name badge

- Yes
- No - Attire was dirty and/or not in good repair (ripped, torn, faded, excessively wrinkled)
- No - Badge was not worn
- No – Attire dirty/not in good repair and badge was not worn
- N/A – associate was not present/available within 5 minutes
- N/A – Ruler Foods exempt

10. Did the Produce associate provide a pleasant greeting?

Any greeting (verbal or non-verbal such as a smile, wave, or nod) counts for a Yes.

- Yes
- No – associate did not welcome, was focused on task
- No – associate did not welcome, was engaged in conversation with another associate
- No – associate did not welcome or only engaged when approached
- N/A – associate was not present/available within 5 minutes
- N/A – Ruler Foods exempt

11. Did the Produce associate demonstrate a willingness to assist?

Any statement offering to help you find something, answer a question, etc. counts for a Yes.

- Yes
- No – associate remained focused on task
- No – associate was engaged in conversation with another associate
- No – associate did not seem willing to assist, only engaged when approached, and/or was not pleasant
- N/A – associate was not present/available within 5 minutes
- N/A – Ruler Foods exempt

12. What best describes the stock level of the entire packaged/bagged salad section?

Only assess the packaged/bagged salads, lettuce, coleslaw, etc. (no salad bar area or deli case salads). Full is 85% or more in stock. Only select 'Half full' or 'Less than half full' if a section was less than full AND a blue out-of-stock tag was NOT present. If a blue out-of-stock tag was present for a less than full section, answer N/A.

- Full

N/A – less than full, but proper out-of-stock signage was posted

Half full
 Less than half full

13. Were the bagged salad kits in the bagged salads section fresh?

Yes
 No
 N/A – bagged salad kits were out of stock

14. If no, which of the following was seen on the bagged salad kits?

Select all that apply.

Wilted
 Discoloration (rusted/brown)
 Product out of date
 Product warm to the touch
 N/A

15. What best describes the stock level of the entire tomatoes section?

Full is 85% or more in stock. Only select 'Half full' or 'Less than half full' if a section was less than full AND a blue out-of-stock tag was NOT present. If a blue out-of-stock tag was present for a less than full section, answer N/A.

Full
 N/A – less than full, but proper out-of-stock signage was posted
 Half full
 Less than half full

16. Were the non-organic tomatoes fresh?

Answer Yes if too pale was the only issue.

Yes
 No
 N/A – non-organic tomatoes were out of stock

17. If no, which of the following was seen on the non-organic tomatoes?

Select all that apply.

Dark spots
 Soft/shriveled
 Pale
 Blemished
 N/A

18. What best describes the stock level of the entire berry case?

Full is 85% or more in stock. Only select 'Half full' or 'Less than half full' if a section was less than full AND a blue out-of-stock tag was NOT present. If a blue out-of-stock tag was present for a less than full section, answer N/A.

Full
 N/A – less than full, but proper out-of-stock signage was posted
 Half full
 Less than half full
 N/A – Ruler Foods exempt

19. Were the non-organic berries fresh?

Answer Yes if too pale was the only issue. Ruler Foods locations do not have berry cases; look for berries on tables/displays.

Yes
 No
 N/A – non-organic berries were out of stock

20. If no, which of the following was seen on the non-organic berries?

Select all that apply.

Blemished
 Shriveled
 Too dark/overripe
 Pale
 N/A

21. What best describes the stock level of the entire bananas section?

Full is 85% or more in stock. Only select 'Half full' or 'Less than half full' if a section was less than full AND a blue out-of-stock tag was NOT present. If a blue out-of-stock tag was present for a less than full section, answer N/A.

- Full
 N/A – less than full, but proper out-of-stock signage was posted
 Half full
 Less than half full

22. Were the non-organic bananas fresh?

Answer Yes if too green was the only issue. Only answer No if over 50% of the non-organic bananas had a freshness issue.

- Yes
 No
 N/A – non-organic bananas were out of stock

23. If no, which of the following was seen on over 50% of the non-organic bananas?

Select all that apply.

- Too green
 Gray
 Blemished
 Bruising
 N/A

24. Were the berry cases clean and free from debris?

Refers to the cases with raspberries, strawberries, blackberries, blueberries, etc.

- Yes
 No
 N/A – Ruler Foods exempt

25. If no, which of the following was observed in the berry cases in the Produce department?

Select all that apply.

- Produce debris (loose berries, etc.)
 Non-produce debris (papers, plastic bags, etc.)
 Sticky substance (unidentifiable non-water spill)
 N/A

26. Was the Produce floor clean and free from debris?

- Yes
 No

27. If no, which of the following was observed on the floor of the Produce department?

Select all that apply.

- Produce debris (onion skins, fallen grapes, etc.)
 Non-produce debris (papers, plastic bags, etc.)
 Excessive water on the floor
 Sticky substance (unidentifiable non-water spill)
 N/A

Meat

28. Name of Meat associate:

Enter the name from the name badge. Enter 'Unknown' if you were unable to obtain the name. If the name was overheard or you only have a portion of it due to a covered or unreadable name badge, enter the information you have and note that the name was overheard or incomplete. Enter N/A if no associate was present/available after 5 minutes or you shopped a Ruler Foods location.

29. If unable to obtain the Meat associate's name from a name badge, select the reason:

- Badge was not worn
 Badge was obscured by counter
 Badge was obscured by article of clothing
 Badge was worn, but name not readable for another reason
 N/A – name was obtained from a badge
 N/A – associate was not present/available within 5 minutes
 N/A – Ruler Foods exempt

30. Was the Meat associate's attire clean and in good repair?

Answer No if the associate's attire was dirty and/or not in good repair (ripped, torn, faded, excessively wrinkled) or if they were not wearing a name badge.

- Yes
- No - Attire was dirty and/or not in good repair (ripped, torn, faded, excessively wrinkled)
- No - Badge was not worn
- No – Attire dirty/not in good repair and badge was not worn
- N/A – associate was not present/available within 5 minutes
- N/A – Ruler Foods exempt

31. Did the Meat associate provide a pleasant greeting?

Any greeting (verbal or non-verbal such as a smile, wave, or nod) counts for a Yes. For stores with no full-service meat counter, walk within 6 feet of any Meat associate to evaluate greeting and assistance offer.

- Yes
- No – associate did not welcome, was focused on task
- No – associate did not welcome, was engaged in conversation with another associate
- No – associate did not welcome or only engaged when approached
- N/A – associate was not present/available within 5 minutes
- N/A – Ruler Foods exempt

32. Did the Meat associate demonstrate a willingness to assist?

Any statement offering to help you find something, answer a question, etc. counts for a Yes.

- Yes
- No – associate remained focused on task
- No – associate was engaged in conversation with another associate
- No – associate did not seem willing to assist, only engaged when approached, and/or was not pleasant
- N/A – associate was not present/available within 5 minutes
- N/A – Ruler Foods exempt

33. What best describes the stock level of the entire meat service case?

Full is 85% or more in stock. Only select 'Half full' or 'Less than half full' if a section was less than full AND a blue out-of-stock tag was NOT present. If a blue out-of-stock tag was present for a less than full section, answer N/A.

- Full
- N/A – less than full, but proper out-of-stock signage was posted
- Half full
- Less than half full
- N/A – no meat service case

34. Was the freshness standard for meat in the meat service case met?

- Yes
- No
- N/A – no meat service case

35. If no, which of the following was seen in the meat service case?

Select all that apply.

- Dry meat
- Discolored meat
- Excess purging of liquid/spills on shelves visible
- N/A

36. Was the meat service case clean and free from debris and unpleasant odor?

- Yes
- No
- N/A – no meat service case

37. If no, which of the following was seen in the meat service case?

Select all that apply.

- Smudges on service case glass
- Grime/buildup visible in case

- Unpleasant odor N/A
 Signage dirty/hard to read/old

38. What best describes the stock level of the chicken breast on the meat shelves?

Full is 85% or more in stock. Only select 'Half full' or 'Less than half full' if a section was less than full AND a blue out-of-stock tag was NOT present. If a blue out-of-stock tag was present for a less than full section, answer N/A.

- Full Half full
 N/A – less than full, but proper out-of-stock signage was posted Less than half full

39. Was the freshness standard met for chicken breast on the meat shelves?

- Yes N/A – chicken breast was out of stock
 No

40. If no, which of the following was seen on the chicken breast?

Select all that apply.

- Packages out of date/expired Packages frozen or partially frozen
 Packages leaking N/A
 Packages warm to the touch

41. What best describes the stock level of the ground beef on the meat shelves?

Full is 85% or more in stock. Only select 'Half full' or 'Less than half full' if a section was less than full AND a blue out-of-stock tag was NOT present. If a blue out-of-stock tag was present for a less than full section, answer N/A.

- Full Half full
 N/A – less than full, but proper out-of-stock signage was posted Less than half full

42. Was the freshness standard met for ground beef on the meat shelves?

- Yes N/A – ground beef was out of stock
 No

43. If no, which of the following was seen on the ground beef?

Select all that apply.

- Packages out of date/expired Gray/brown in color
 Packages leaking N/A

44. What best describes the stock level of the beef steaks and roasts on the meat shelves?

Full is 85% or more in stock. Only select 'Half full' or 'Less than half full' if a section was less than full AND a blue out-of-stock tag was NOT present. If a blue out-of-stock tag was present for a less than full section, answer N/A.

- Full Half full
 N/A – less than full, but proper out-of-stock signage was posted Less than half full

45. Was the freshness standard met for beef steaks and roasts on the meat shelves?

- Yes N/A – beef steaks and roasts were out of stock
 No

46. If no, which of the following was seen on the beef steaks and roasts?

Select all that apply.

- Packages out of date/expired Gray/brown in color
 Packages leaking N/A

47. Were the Meat department shelves clean and free from debris and any unpleasant odor?

Yes N/A – only rust and/or peeling paint No**48. If no, which of the following was seen on the Meat department shelves?***Select all that apply.* Debris Peeling paint/rusting shelves Buildup/grime Label remnants built up on shelving Unpleasant odor N/A Leakage/spills**Dairy****49. Was the date stamped on the store brand fresh milk containers 10 days or more from today?***Count ahead to the largest printed date on the milk. If that date equals today's date + 9 days or more, answer Yes.**Alaska; today's date + 3 days or more = Yes**Louisiana, Montana, and Virginia; today's date + 6 days or more = Yes* Yes N/A – store brand fresh milk was completely out of stock No**50. Were the shelves inside the refrigerated case containing the store brand fresh milk varieties (gallon & half-gallon sizes) clean and free from debris and sour milk odor?** Yes No**51. If no, which of the following was seen in the refrigerated case?***Select all that apply.* Crusted milk/buildup was present Glass doors were dirty/smudged Sour milk odor was present N/A Debris was present on shelving or floors**52. What best describes the stock level of the eggs?***Full is 85% or more in stock. Only select 'Half full' or 'Less than half full' if a section was less than full AND a blue out-of-stock tag was NOT present. If a blue out-of-stock tag was present for a less than full section, answer N/A.* Full N/A – less than full, but proper out-of-stock signage was posted Half full Less than half full**53. Were the shelves containing eggs clean and free of buildup, grime, and debris?** Yes No – debris present No – buildup/grime present No – both buildup and debris present**54. What best describes the stock level of the yogurt?***Full is 85% or more in stock. Only select 'Half full' or 'Less than half full' if a section was less than full AND a blue out-of-stock tag was NOT present. If a blue out-of-stock tag was present for a less than full section, answer N/A.* Full N/A – less than full, but proper out-of-stock signage was posted Half full Less than half full**55. Were the shelves containing yogurt clean and free of buildup, grime, and debris?** Yes No – debris present No – buildup/grime present No – both buildup and debris present

Deli/Bakery

56. Name of Deli associate:

Enter the name from the name badge. Enter 'Unknown' if you were unable to obtain the name. If the name was overheard or you only have a portion of it due to a covered or unreadable name badge, enter the information you have and note that the name was overheard or incomplete. Enter N/A if there was no associate was present/available after 5 minutes or you shopped a Ruler Foods location.

57. If unable to obtain the Deli associate's name from a name badge, select the reason:

- | | |
|---|---|
| <input type="checkbox"/> Badge was not worn | <input type="checkbox"/> N/A – name was obtained from a badge |
| <input type="checkbox"/> Badge was obscured by counter | <input type="checkbox"/> N/A – associate was not present/available within 5 minutes |
| <input type="checkbox"/> Badge was obscured by article of clothing | <input type="checkbox"/> N/A – Ruler Foods exempt |
| <input type="checkbox"/> Badge was worn, but name not readable for another reason | |

58. Was the Deli associate's attire clean and in good repair?

Answer No if the associate's attire was dirty and/or not in good repair (ripped, torn, faded, excessively wrinkled) or if they were not wearing a name badge.

- | | |
|--|--|
| <input type="checkbox"/> Yes | <input type="checkbox"/> No – Attire dirty/not in good repair and badge was not worn |
| <input type="checkbox"/> No - Attire was dirty and/or not in good repair (ripped, torn, faded, excessively wrinkled) | <input type="checkbox"/> N/A – associate was not present/available within 5 minutes |
| <input type="checkbox"/> No - Badge was not worn | <input type="checkbox"/> N/A – Ruler Foods exempt |

59. Did the Deli associate provide a pleasant greeting?

Any greeting (verbal or non-verbal such as a smile, wave, or nod) counts for a Yes. For stores with no full-service deli counter, walk within 6 feet of any Bakery/Deli associate to evaluate greeting and assistance offer.

- | | |
|---|---|
| <input type="checkbox"/> Yes | <input type="checkbox"/> No – associate did not welcome or only engaged when approached |
| <input type="checkbox"/> No – associate did not welcome, was focused on task | <input type="checkbox"/> N/A – associate was not present/available within 5 minutes |
| <input type="checkbox"/> No – associate did not welcome, was engaged in conversation with another associate | <input type="checkbox"/> N/A – Ruler Foods exempt |

60. Did the Deli associate demonstrate a willingness to assist?

Any statement offering to help you find something, answer a question, etc. counts for a Yes.

- | | |
|--|---|
| <input type="checkbox"/> Yes | <input type="checkbox"/> No – associate did not seem willing to assist, only engaged when approached, and/or was not pleasant |
| <input type="checkbox"/> No – associate remained focused on task | <input type="checkbox"/> N/A – associate was not present/available within 5 minutes |
| <input type="checkbox"/> No – associate was engaged in conversation with another associate | <input type="checkbox"/> N/A – Ruler Foods exempt |

61. What best describes the stock level of the rotisserie and fried chicken in the deli chicken warmer?

Full is a minimum of two rotisserie chickens and two packages of fried chicken (4pc. or 8pc.) available before 7pm. After 7pm, answer N/A.

- | | |
|--|---|
| <input type="checkbox"/> Full | |
| <input type="checkbox"/> Half full | <input type="checkbox"/> N/A – exempt store |
| <input type="checkbox"/> Less than half full | |

62. Was the freshness standard for rotisserie chicken and fried chicken met?

Assess rotisserie chicken and fried chicken (4pc. or 8pc.) in the warmer for freshness. Look for a 'prepared by' time of no more than 4 hours before the time of your visit.

- Yes N/A – rotisserie and fried chicken were out of stock
 No N/A – exempt store

63. If no, which of the following was seen on the rotisserie chicken and/or fried chicken?

Select all that apply.

- Open packaging Soggy
 Improper packaging Past sell-by time
 Greasy packaging N/A
 Burnt

64. What best describes the stock level of the artisan bread display (or cake case if no artisan bread present)?

Full is 85% or more in stock. Only select 'Half full' or 'Less than half full' if the bread was less than full AND a blue out-of-stock tag was NOT present. If a blue out-of-stock tag was present for a less than full section, answer N/A.

- Full Less than half full
 N/A – less than full, but proper out-of-stock signage was posted N/A – exempt store
 Half full

65. Was the freshness standard for breakfast sweets met?

This refers to the table with croissants, cinnamon rolls, and pies. Assess the items on the table for freshness.

- Yes N/A – breakfast sweets were out of stock
 No

66. If no, which of the following was seen on the breakfast sweets table/display?

Select all that apply.

- Packages out of date/expired Broken/smashed
 Condensation inside packages Marked-down product on table
 Burnt Partially frozen
 Underbaked N/A

67. Was the Deli/Bakery area clean and free from debris?

- Yes N/A – Ruler Foods exempt
 No

68. If no, which of the following was observed in the Deli/Bakery area?

Select all that apply.

- Debris on floor Buildup/grime/debris in chicken warmer
 Crumbs/trash near fresh displays (artisan bread, donut case) N/A

Front End

69. Select the type of checkout used:

If you used a different method than assigned, select the type you actually used.

- Full-service Self-checkout

70. Cashier name:

Enter the name from the name badge. Enter 'Unknown' if you were unable to obtain the name. If the name was overheard or you only have a portion of it due to a covered or unreadable name badge, enter the information you have and note that the name was overheard or incomplete. Enter N/A if you used self-checkout.

71. If unable to obtain the cashier's name from a name badge, select the reason:

- | | |
|--|---|
| <input type="checkbox"/> Badge was not worn | <input type="checkbox"/> Badge was worn, but name not readable for another reason |
| <input type="checkbox"/> Badge was obscured by counter | <input type="checkbox"/> N/A – name was obtained from a badge |
| <input type="checkbox"/> Badge was obscured by article of clothing | <input type="checkbox"/> N/A – self-checkout was used |

72. Was the cashier's attire clean and in good repair?

Answer No if the cashier's attire was dirty and/or not in good repair (ripped, torn, faded, excessively wrinkled) or if they were not wearing a name badge.

- | | |
|--|--|
| <input type="checkbox"/> Yes | <input type="checkbox"/> No – Attire dirty/not in good repair and badge was not worn |
| <input type="checkbox"/> No - Attire was dirty and/or not in good repair (ripped, torn, faded, excessively wrinkled) | <input type="checkbox"/> N/A – self-checkout was used |
| <input type="checkbox"/> No - Badge was not worn | |

73. Did the cashier provide a pleasant greeting?

Any greeting (verbal or non-verbal such as a smile, wave, or nod) counts for a Yes.

- | | |
|------------------------------|---|
| <input type="checkbox"/> Yes | <input type="checkbox"/> N/A – self-checkout was used |
| <input type="checkbox"/> No | |

74. Was the cashier engaged and free from distractions throughout the transaction?

Answer Yes if the cashier focused on your needs during the transaction in a way that made you feel seen and understood.

- | | |
|--|--|
| <input type="checkbox"/> Yes | <input type="checkbox"/> No – cashier was only engaged when approached and/or was not pleasant |
| <input type="checkbox"/> No – cashier was distracted by non-work-related task (cell phone, magazine, etc.) | <input type="checkbox"/> N/A – self-checkout was used |
| <input type="checkbox"/> No – cashier was engaged in conversation with another associate | |

75. Self-checkout associate name:

Enter the name from the name badge. Enter 'Unknown' if you were unable to obtain the name. If the name was overheard or you only have a portion of it due to a covered or unreadable name badge, enter the information you have and note that the name was overheard or incomplete. Enter N/A if an associate was not present in the self-checkout area or you used full-service checkout.

76. If unable to obtain the self-checkout associate's name from a name badge, select the reason:

- | | |
|---|--|
| <input type="checkbox"/> Badge was not worn | <input type="checkbox"/> N/A – name was obtained from a badge |
| <input type="checkbox"/> Badge was obscured by counter | <input type="checkbox"/> N/A – associate was not present in self-checkout area |
| <input type="checkbox"/> Badge was obscured by article of clothing | <input type="checkbox"/> N/A – full-service checkout was used |
| <input type="checkbox"/> Badge was worn, but name not readable for another reason | |

77. Was the self-checkout associate's attire clean and in good repair?

Answer No if the associate's attire was dirty and/or not in good repair (ripped, torn, faded, excessively wrinkled) or if they were not wearing a name badge.

- | | |
|--|--|
| <input type="checkbox"/> Yes | <input type="checkbox"/> No – Attire dirty/not in good repair and badge was not worn |
| <input type="checkbox"/> No - Attire was dirty and/or not in good repair (ripped, torn, faded, excessively wrinkled) | <input type="checkbox"/> N/A – associate was not present in self-checkout area |
| <input type="checkbox"/> No - Badge was not worn | |

N/A – full-service checkout was used

78. Did the self-checkout associate provide a pleasant greeting to you or other customers at any point during the transaction?

Any greeting (verbal or non-verbal such as a smile, wave, or nod) given to you or another customer counts for a Yes.

- Yes N/A – associate was not present in self-checkout area
- No N/A – full service checkout was used

79. Was the self-checkout associate engaged and free from distractions throughout the transaction?

Answer Yes if the associate focused on your needs and/or those of other customers in a way that suited the customer.

- Yes No – associate was only engaged when approached and/or was not pleasant
- No – associate was distracted by non-work-related task (cell phone, magazine, etc.) N/A – associate was not present in self-checkout area
- No – associate was engaged in conversation with another associate N/A – full service checkout was used

80. Bagger name:

Enter the name from the name badge. Enter 'Unknown' if you were unable to obtain the name. If the name was overheard or you only have a portion of it due to a covered or unreadable name badge, enter the information you have and note that the name was overheard or incomplete. Enter N/A if a bagger was unavailable or you did not use full-service checkout.

81. If unable to obtain the bagger's name from a name badge, select the reason:

- Badge was not worn Badge was worn, but name not readable for another reason
- Badge was obscured by counter N/A – name was obtained from a badge
- Badge was obscured by article of clothing N/A – bagger was not available

82. Was the bagger's attire clean and in good repair?

Answer No if the associate's attire was dirty and/or not in good repair (ripped, torn, faded, excessively wrinkled) or if they were not wearing a name badge.

- Yes No – Attire dirty/not in good repair and badge was not worn
- No - Attire was dirty and/or not in good repair (ripped, torn, faded, excessively wrinkled) N/A – bagger was not available
- No - Badge was not worn

83. Was the bagger engaged and free from distractions throughout the transaction?

Answer Yes if the bagger focused on bagging your order and conversing with you in a way that suited your needs.

- Yes No – bagger was engaged in conversation with another associate
- No – bagger was distracted by non-work-related task (cell phone, magazine, etc.) N/A – bagger was not available

84. Did the bagger end the transaction by thanking you or providing a pleasant parting remark?

Answer Yes if the bagger said, "Thanks," or, "Thank you," or gave any parting remark such as, "Have a nice day," "Have a good one," "Take care," or something similar.

- Yes N/A – bagger was not available
- No

85. Based on this experience, how likely are you to recommend this store/company to others?

10 = Highly Likely, 0 = Highly Unlikely

- | | | |
|-----------------------------|----------------------------|----------------------------|
| <input type="checkbox"/> 10 | <input type="checkbox"/> 6 | <input type="checkbox"/> 2 |
| <input type="checkbox"/> 9 | <input type="checkbox"/> 5 | <input type="checkbox"/> 1 |
| <input type="checkbox"/> 8 | <input type="checkbox"/> 4 | <input type="checkbox"/> 0 |
| <input type="checkbox"/> 7 | <input type="checkbox"/> 3 | |

86. Time range for this visit:

- 11:00am – 2:00pm
- 2:01pm – 5:00pm
- 5:01pm – 8:00pm

87. Upload a clear receipt for your purchase:

END OF QUESTIONNAIRE